




Dimensions	5.5mm x 9" x 60"
Wear Layer	12mil
Construction	Water Proof Solid Polymer Core
Underlayment	1.5mm Premium Foam Attached
Texture	Real EIR
Installation	Floating
Uses or Application	Floors
Edge Treatment	Enhanced Painted Bevel
Finish	Ceramic Bead
Warranty	Lifetime Structural Lifetime Residential 10 Years Light Commercial




Featured Color: Sahara




Disclaimer: Room scene is intended as a visual guide and not as the actual representation of the floor. This product's appearance is enhanced by using a series of patterns and a range of colors that vary from plank to plank.




Arrowhead



Canyon




Cascade




Olive Cove



Himalayan Salt




River Rock




Sahara



Sequoia Gray



Ozark



Honeycomb